

June 30, 2025

## Fund Fact Sheet

MSDLAF+ is a cash management vehicle established in 1984 exclusively for Minnesota school districts. The investment objective of the MSDLAF+ Portfolio is to earn a high rate of return while preserving principal, providing liquidity and seeking a stable NAV of \$1.00. The MSDLAF+ Portfolio is rated AAAM<sup>4</sup> by S&P Global and offers two share classes:

### **MSDLAF+ Portfolio**

#### **LIQUID CLASS**

Designed for flexibility and daily liquidity. Allows for check-writing privileges and an unlimited number of deposits and withdrawals.

#### **MAX CLASS**

Features competitive money market returns and no minimum investment deposit requirements. The MAX Class has a 14-day hold before invested funds can be redeemed.

### **MINNESOTA TERM Portfolio**

A fixed-rate, fixed term portfolio rated AAAs<sup>5</sup> by Fitch Ratings<sup>5</sup> and permitted as an investment for Minnesota school districts authorized under Minnesota law.

## FUND FACTS

As of June 30, 2025

Liquid Class 7-Day Net Yield <sup>1</sup>	4.18%
MAX Class 7-Day Net Yield <sup>1</sup>	4.26%
Liquid Monthly Distribution Yield <sup>2</sup>	4.15%
MAX Monthly Distribution Yield <sup>2</sup>	4.23%
Weighted Average Maturity <sup>3</sup>	42 Days
Fund Rating <sup>4</sup>	AAAM by S&P Global

## SERVICE PROVIDERS

### **Investment Adviser, Administrator:**

PFM Asset Management\*

**Distributor:** U.S. Bancorp Investments, Inc.

**Custodian:** U.S. Bank, N.A.

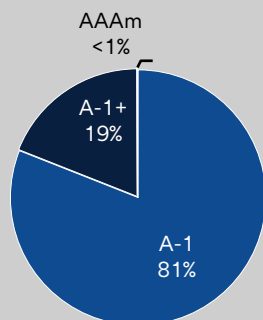
**Independent Audit Firm:** Ernst & Young LLP

**Legal Counsel:** Kennedy & Graven, Chartered

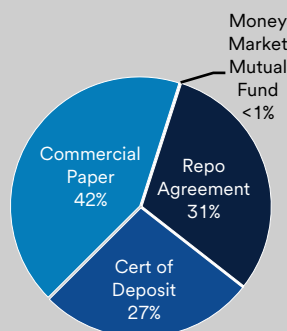
### MILAF+ Portfolio Diversification as of June 30, 2025

#### Credit Quality Distribution

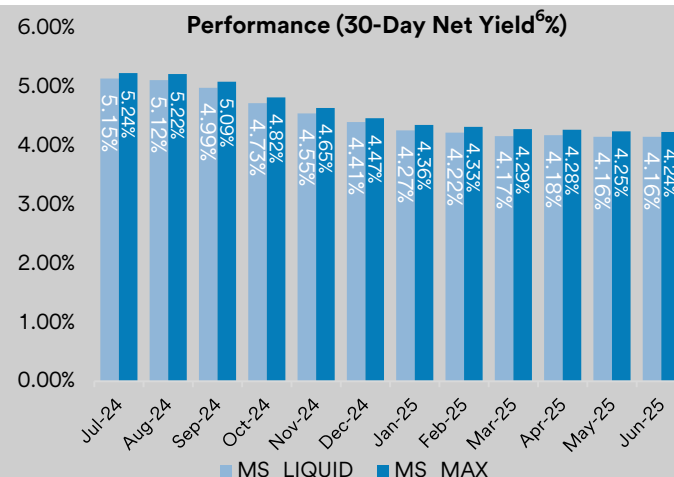
(S&P Global Ratings)



#### Sector Composition



### Performance (30-Day Net Yield<sup>6</sup>)



\*PFM Asset Management is a division of U.S. Bancorp Asset Management, Inc., which serves as administrator and investment adviser to the Fund.

<sup>1</sup> 7-day net yield, also known as the current annualized yield, represents the net change, exclusive of capital changes and income other than investment income, in the value of a hypothetical account with a balance of one share (normally \$1.00 per share) over a seven-day base period expressed as a percentage of the value of one share at the beginning of the seven-day period. This resulting net change in account value is then annualized by multiplying it by 365 and dividing the result by 7.

<sup>2</sup> The monthly distribution yield represents the net change in the value of a hypothetical account with a value of one share (normally \$1.00 per share) resulting from all dividends declared during a month by the Pool expressed as a percentage of the value of one share at the beginning of the month. This resulting net change is then annualized by multiplying it by 365 and dividing it by the number of calendar days in the month.

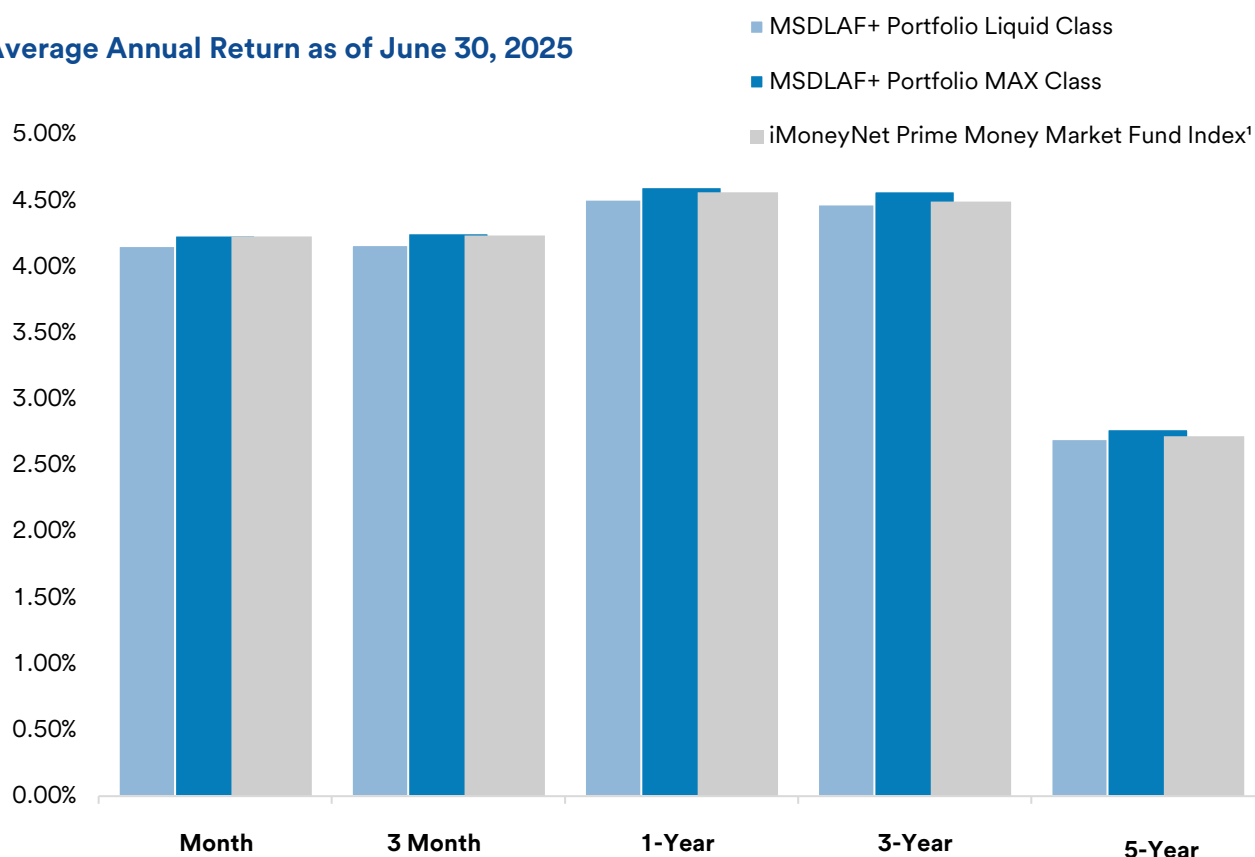
<sup>3</sup> Weighted Average Maturity: Calculated by the final maturity for a security held in the portfolio and the interest rate reset date. This is a way to measure a fund's sensitivity to potential interest rate changes.

<sup>4</sup> S&P Global AAAM Rating: S&P evaluates a number of factors, including credit quality, market price, exposure, and management. Please visit [SPGlobal.com/Ratings](https://www.spglobal.com/ratings) for more information and ratings methodology.

<sup>5</sup> Fitch AAAs Rating: portfolios with this rating indicate having the highest underlying credit quality. Please visit [fitchratings.com](https://www.fitchratings.com) for more information and ratings methodology.

<sup>6</sup> As of the last day of the month. The 30-day yield represents the net change, exclusive of capital changes and income other than investment income, in the value of a hypothetical account with a balance of one share (normally \$1.00 per share) over a thirty-day base period expressed as a percentage of the value of one share at the beginning of the thirty-day period. This resulting net change in account value is then annualized by multiplying it by 365 and dividing the result by 30.

## Average Annual Return as of June 30, 2025



MSDLAF+ Portfolio Liquid Class	4.16%	4.16%	4.51%	4.47%	2.70%
MSDLAF+ Portfolio MAX Class	4.24%	4.25%	4.60%	4.57%	2.77%
iMoneyNet Prime Money Market Fund Index <sup>1</sup>	4.23%	4.24%	4.56%	4.49%	2.72%

**Must be preceded or accompanied by an Information Statement. For a current Information Statement, which contains more complete information, please visit <http://www.msdlaf.org/> or call 1-888-4-MSDLAF. Before investing, consider the investment objectives, risks, charges and expenses of the pool carefully. This and other information can be found in the Information Statement. Read the Information Statement carefully before you invest or send money.**

<sup>1</sup>Source: iMoneyNet Prime Institutional Money Market Fund Average (Prime iMoneyNet Market Fund Index); benchmark yields are as of the last business day of each month. This index is comprised of funds rated in the top grade that invest in high-quality financial instruments with dollar-weighted average maturities of less than 60 days. It is not possible to invest directly in such an index.

**Past performance does not guarantee future results.** Yields will fluctuate as market conditions change. The current fund performance may be higher or lower than that cited. The yields shown may reflect fee waivers by service providers that subsidize and reduce the total operating expenses of the Pool. Pool yields would be lower if there were no such waivers.

This information is for institutional investor use only, not for further distribution to retail investors, and does not represent an offer to sell or a solicitation of an offer to buy or sell any fund or other security. Investors should consider the investment objectives, risks, charges and expenses before investing in any of the Fund's series. This and other information about the Fund's series is available in the Fund's current Information Statement, which should be read carefully before investing. A copy of the Fund's Information Statement may be obtained by calling 1-888-4-MSDLAF or is available on the Fund's website at [www.msdlaf.org](http://www.msdlaf.org). While the MSDLAF+ Liquid Class and Max Class seek to maintain a stable net asset value of \$1.00 per share and the MSDLAF+ TERM series seek to achieve a net asset value of \$1.00 per share at its stated maturity, it is possible to lose money investing in the Fund. An investment in the Fund is not insured or guaranteed by the Federal Deposit Insurance Corporation or any other government agency. Shares of the Fund are distributed by U.S. Bancorp Investments, Inc., member FINRA ([www.finra.org](http://www.finra.org)) and SIPC ([www.sipc.org](http://www.sipc.org)). PFM Asset Management is a division of U.S. Bancorp Asset Management, Inc., which serves as administrator and investment adviser to the Trust. U.S. Bancorp Asset Management, Inc. is a direct subsidiary of U.S. Bank N.A. and an indirect subsidiary of U.S. Bancorp. U.S. Bancorp Investments, Inc. is a subsidiary of U.S. Bancorp and affiliate of U.S. Bank N.A.